

Output power:	300 - 2000 Watts (230V/1~/50-60Hz)	Typical applications:	
DC current:	60 - 250 A (max. 250 A / 8 V)	Precious metal plating	Laboratory plating lines
DC voltage:	4 - 30 V (max. 1000 V / 2 A)	PCB lines	Manual plating lines

DC power supply in switch mode technology, designed for use in electroplating.



POWER STATION pe4083, front view



POWER STATION pe4083, back view

Characteristic values

Linearity inaccuracy < 1 %
Ripple less than < 1 %
Efficiency typical > 85 %
Powerfactor $\cos \phi$ 0,95
Constant current and voltage control
Soft start function
Over temperature protection
Current and voltage preset
Programmable control unit
Large 3-line LCD display
Keypad for operation and programming
Integrated Ampere-hour counter (totalizer) (preset counter and other functions optional available)
Internal shunt with 60 mV at I_{nenn}
Mains supply: standard 230 V +/- 10 % / 50-60 Hz (other voltages on request)

Cooling

Optimized cooling air guiding, air consumption max. 180m ³ /h
Cooling air outlet in front panel (turned air flow on request)
Ambient temperature 35°C (other on request)


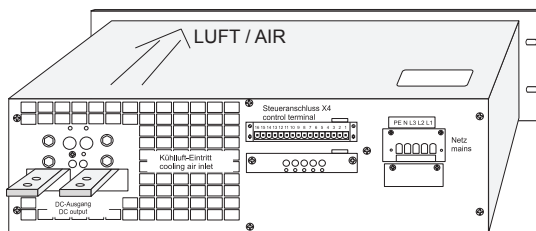
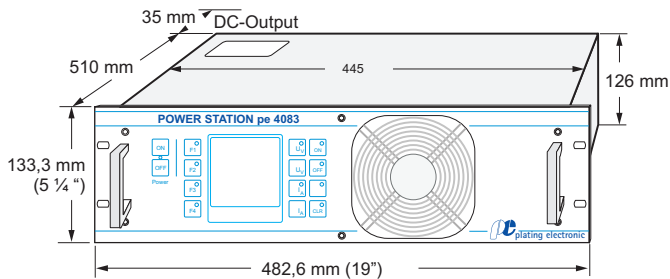
Design

Protection grade IP20
Stainless steel casing, Aluminium front panel with polycarbonat film
DC connection in back panel
Easy installation

EMV: EN50011 class A, group B ; EN61000-6-4 and EN61000-6-2;
CE-conformity low voltage guide line: EN50178

Values	Standard sizes – DC output ¹								¹ other sizes on request			
	250 A				200 A		150 A	120 A		100 A	60 A	2 A
DC current												
DC voltage	4 V	5 V	6 V	8 V	10 V	12 V	15 V	18 V	20 V	24 V	30 V	1000 V
Mains supply	230 V AC											
Weight	approx. 25-30 kg											

Standard dimensions



DC output bus bars

Control

Analog signals Iset, Uset, Iact, Uact = 0-10 V

Control optional available

Analog signals galvanically isolated via isolation amplifier:
0-10V, 4-20mA, 0-20mA (other on request), X4-terminal

Serial interface RS485: X6 and X7 terminal

Optional available functions

Preset counter, dosage counter *

Ramp function (start / stop ramp)

Timer function for ON / OFF *

Voltage / current alarm *

Operating hours counter

Chopper timer (pulse-capable rectifier type requested)

Pole changer function (mechanical / electronic) *

Programmable DC steps (14 individual steps) *

Extern ON

* Indication / alarm output

Optional available

Separate electronic controlled pole changer

DC output bus bars

Tin-coated copper bars

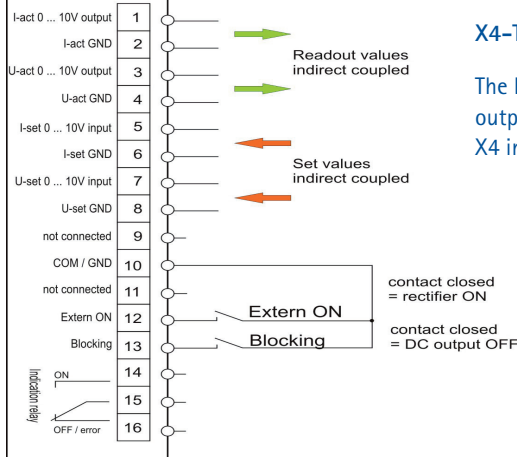
Size, location and design of the DC output bus bars may differ from the standard

Technical equipment, design and features: subject to change! For further information please contact plating electronic GmbH.

X2-X7



X4-Terminal via isolation amplifier

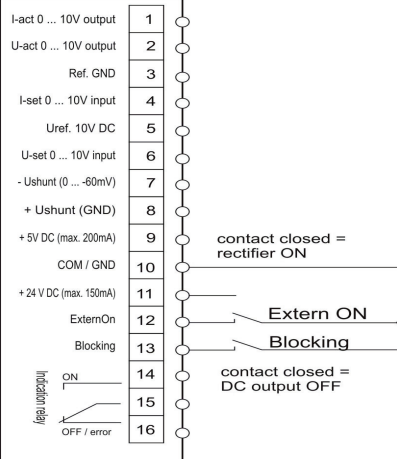


X4-Terminal

The DC power supplies of the POWER STATION series with analog output signals and isolation amplifier are equipped with the analog X4 interface.



X5-Service terminal

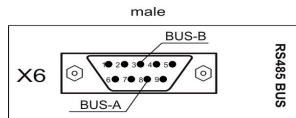


X5-Service terminal

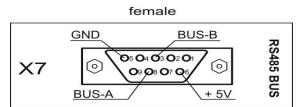
All standard analog DC power supplies of the POWER STATION series pe3000, 19" rack-mount units and the pe5000 cabinets are equipped with the X5-Terminal, called „Service terminal“

The standard 16pin terminal contains all control signals of the power supply (except; optional SENSE measuring input).

The POWER STATIONS are always delivered with the plug component to the 16pin X5-Terminal, connector casing and strain relief included.



BUS input



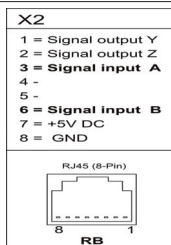
BUS output

X6-Terminal


Serial interface RS485

X7-Terminal

Serial interface RS485



X2-RJ45 connector for peRB (for digital controlled POWER STATIONS)



Pin assignment of shunt connector on the back panel

- 1. + Ushunt (GND)
- 2. Shield
- 3. Shield
- 4. - Ushunt (0 ... 60mV)

view from outside!

Technical equipment, design and features: subject to change! For further information please contact plating electronic GmbH.