

## POWER STATION pe4003

<b>Output power:</b>	480 - 4000 Watts (400V/3~/50-60Hz)	<b>Typical applications:</b>	
<b>DC current:</b>	130 - 350 A (max. 350 A / 6 V)	Precious metal plating	Laboratory plating lines
<b>DC voltage:</b>	4 - 30 V (max. 1000 V / 4 A)	PCB lines	Manual plating lines


DC power supply in switch mode technology, designed for use in electroplating.



POWER STATION pe4003, front view

### Characteristic values

Linearity inaccuracy < 1 %
Ripple less than < 1 %
Efficiency typical > 85 %
Powerfactor $\cos \varphi$ 0,95
Constant current and voltage control
Soft start function
Over temperature protection
Current and voltage preset
Precise current and voltage settings via 10-turn potentiometer (270° or other on request)
Internal shunt with 60 mV at $I_{nenn}$
Mains supply: standard 3 x 400 V +/- 10 % / 50-60 Hz without N (other voltages on request)



POWER STATION pe4003, back view

### Cooling

Optimized cooling air guiding, air consumption max. 180m <sup>3</sup> /h
Cooling air outlet in front panel (turned air flow on request)
Ambient temperature 35°C (other on request)

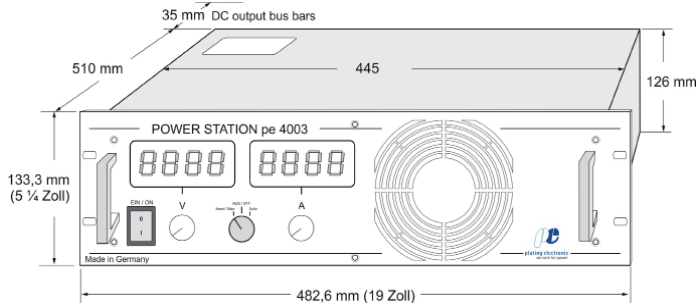
### Design

Protection grade IP20
Stainless steel casing, anodized aluminium front panel
DC connection in back panel
Easy installation

EMV: EN50011 class A, group B ; EN61000-6-4 and EN61000-6-2;  
CE-conformity low voltage guide line: EN50178

Values	Standard sizes – DC output <sup>1</sup>											<sup>1</sup> other sizes on request	
	350 A					300 A	250 A	200 A		160 A	130 A	4 A	
DC current													
DC voltage	4 V	5 V	6 V	8 V	10 V	12 V	15 V	18 V	20 V	24 V	30 V	1000 V	
Mains supply	3 x 400 V AC												
Weight	approx. 25-30 kg												

### Standard dimensions



### Control

Analog signals Iset, Uset, Iact, Uact = 0-10 V


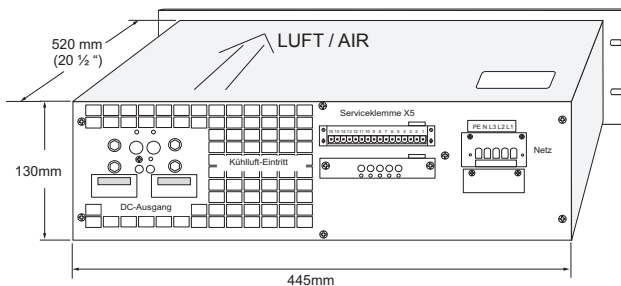
### Control optional available

Analog signals galvanically isolated via isolation amplifier:  
0-10V, 4-20mA, 0-20mA (other on request), X4-terminal

Serial interface RS485: X6 and X7 terminal

### Optional available

Separate electronic controlled pole changer



### DC output bus bars

### DC output bus bars

Tin-coated copper bars

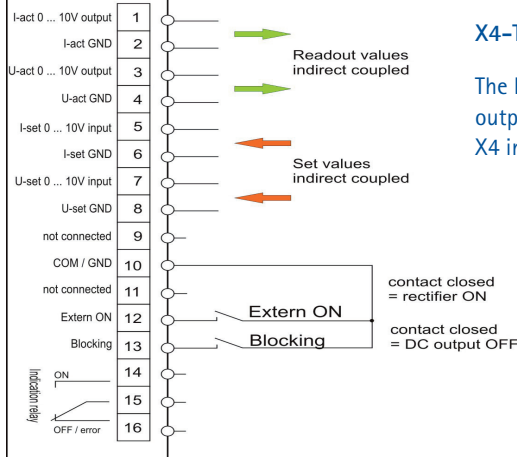
Size, location and design of the DC output bus bars may differ from the standard

Technical equipment, design and features: subject to change! For further information please contact plating electronic GmbH.

## X2-X7



### X4-Terminal via isolation amplifier

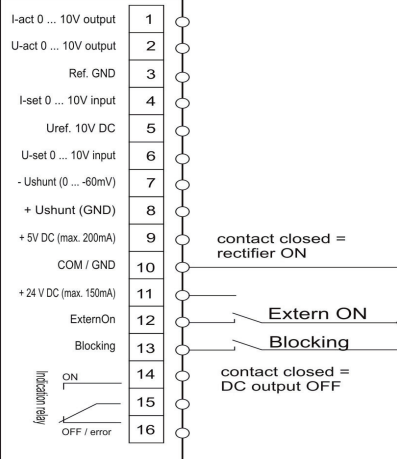


### X4-Terminal

The DC power supplies of the POWER STATION series with analog output signals and isolation amplifier are equipped with the analog X4 interface.



### X5-Service terminal

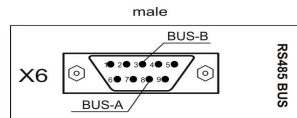


### X5-Service terminal

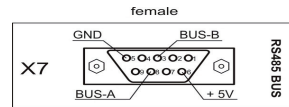
All standard analog DC power supplies of the POWER STATION series pe3000, 19" rack-mount units and the pe5000 cabinets are equipped with the X5-Terminal, called „Service terminal“

The standard 16pin terminal contains all control signals of the power supply (except; optional SENSE measuring input).

The POWER STATIONS are always delivered with the plug component to the 16pin X5-Terminal, connector casing and strain relief included.



BUS input



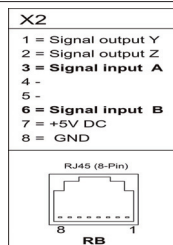
BUS output

### X6-Terminal


Serial interface RS485

### X7-Terminal

Serial interface RS485



X2-RJ45 connector for peRB (for digital controlled POWER STATIONS)



### Pin assignment of shunt connector on the back panel

- 1. + Ushunt (GND)
- 2. Shield
- 3. Shield
- 4. - Ushunt (0 ... 60mV)

view from outside!

Technical equipment, design and features: subject to change! For further information please contact plating electronic GmbH.